

**Develop your study skills now  
and you will have them for life.**



**If you are still unsure  
what you are  
supposed to be  
revising or how to  
revise, please ask  
your teachers.**

### **Revision Booklet**

**Information for Year 11 Students  
and Parents/Carers**

Advice about:

- Revision Books, Websites & Apps
- How to Revise

**GCSE English Language and Literature Revision Books**

For Which Exam?	Level / Tier: Higher (A* - D) or Foundation (C - G)	Name of Book
General Help For Both	Both	CGP GCSE English Technical Terms Study Guide
General Help For Both	Both	CGP GCSE English Grammar Skills Study Guide
English Language	H	CGP GCSE AQA Producing Non-Fiction Texts and Creative Writing Study Guide - Higher
English Language	F	CGP GCSE AQA Producing Non-Fiction Texts and Creative Writing Study Guide Foundation
English Language	H	CGP GCSE AQA Understanding Non-Fiction Texts Study Guide - Higher
English Language	F	CGP GCSE AQA Understanding Non-Fiction Texts Study Guide - Foundation
English Language	H	AQA GCSE English Skills for Achieving an A* ISBN: 9781444110814
English Literature	H	CGP GCSE Anthology AQA Poetry Study Guide (Conflict) Higher
English Literature	F	CGP GCSE Anthology AQA Poetry Study Guide (Conflict) Foundation
English Literature	H	CGP GCSE English AQA Unseen Poetry Study & Exam Practice Book Higher Level
English Literature	F	CGP GCSE English AQA Unseen Poetry Study & Exam Practice Book Foundation
English Literature	H	CGP GCSE English Text Guide - Of Mice & Men Higher
English Literature	F	CGP GCSE English Text Guide - Of Mice & Men Foundation
English Literature	Both	CGP GCSE English Text Guide - Lord of the Flies
English Literature	H	Philip Allan Literature Guide for GCSE 'Of Mice and Men' by John Steinbeck: ISBN: 978-1-4441-0872-9
English Literature	H	Philip Allan Literature Guide for GCSE 'Lord of the Flies' by William Golding: ISBN: 978-1-4441-1021-0
English Literature	H	Philip Allan Literature Guide for GCSE AQA Anthology: Moon on the Tides: Conflict and Relationships: ISBN: 978-1-4441-1028-9

**English Language and Literature Revision Websites**

<http://www.bbc.co.uk/schools/gcsebitesize/>

<http://www.bbc.co.uk/schools/gcsebitesize/english/>

[http://www.bbc.co.uk/schools/gcsebitesize/english\\_literature/](http://www.bbc.co.uk/schools/gcsebitesize/english_literature/)

<http://www.teachit.co.uk/armoore/prose/ofmiceandmen.htm>

<http://www.sparknotes.com/lit/micemen>

<http://www.teachit.co.uk/index.asp?CurrMenu=19&T=341#341>

<http://www.sparknotes.com/lit/flies/>



**English Language and Literature Revision Apps for iPhone/iPod (small charges to download)**

**'Of Mice and Men'**

<http://itunes.apple.com/gb/app/of-mice-and-men-learning-guide/id327525162?mt=8>

<http://itunes.apple.com/gb/app/of-mice-and-men-study-guide/id312332160?mt=8>

<http://itunes.apple.com/gb/app/book-bites-of-mice-men/id309798336?mt=8>

<http://itunes.apple.com/gb/app/book-notes-of-mice-and-men/id339894947?mt=8>

**'Lord of the Flies'**

<http://itunes.apple.com/gb/app/lord-of-the-flies-study-guide/id311922590?mt=8>

<http://itunes.apple.com/gb/app/lord-of-the-flies-cliffsnotes/id432637004?mt=8>

<http://itunes.apple.com/gb/app/book-bites-lord-of-the-flies/id310067219?mt=8>



**Through iTunes you can also access podcasts and audio books which may help your revision.**

### GCSE French and Spanish Revision Books

For Which Exam?	Level / Tier: Higher (A* - D) or Foundation (C - G)	Name of Book
<b>French</b>		
All	All	CGP GCSE French AQA Complete Revision + Practice (including CD)
Listening and Reading	H	CGP GCSE French Revision Guide - Higher
Listening and Reading	F	CGP GCSE French Revision Guide - Foundation
All		Collins French Dictionary and Grammar
<b>Spanish</b>		
All	All	CGP GCSE Spanish Complete Revision & Practice with Audio CD
Listening and Reading	H	CGP GCSE Spanish Revision Guide - Higher
Listening and Reading	F	CGP GCSE Spanish Revision Guide - Foundation
All		Collins Spanish Dictionary and Grammar



### French Revision Websites

<http://atschool.eduweb.co.uk/haberg/index.htm>

A useful site for vocab revision based around the different topics.

[www.languagesonline.org.uk](http://www.languagesonline.org.uk)

All topics covered

<http://www.quia.com/pages/yr11frenchfoundation.html>

<http://www.quia.com/pages/yr11frenchhigher.html>

Vocabulary practice exercises

<http://www.bbc.co.uk/schools/gcsebitesize/french/>

Excellent support for all elements of the GCSE exam. Some areas are quite demanding!

<http://www.ashcombe.surrey.sch.uk/Curriculum/modlang/>

Good video resources that can support listening skills

[www.zut.org.uk](http://www.zut.org.uk)

A selection of revision materials cover a range of topics.

<http://www.francais-extra.co.uk/>

A few games to practice vocabulary. Games can be found to the left hand side.

For online help:

[www.wordreference.com](http://www.wordreference.com)

Useful links:

[www.uni.edu/becker](http://www.uni.edu/becker)



### Spanish Revision Websites

For interactive exercises on topics (reading/ listening/ grammar):

#### [www.spanishrevision.co.uk](http://www.spanishrevision.co.uk)

A very useful site for topic revision, good listening section.

#### [www.linguascope.com](http://www.linguascope.com)

Username: mflryehill

Password: mfl2011

#### [www.languagesonline.org.uk](http://www.languagesonline.org.uk)

All topics covered

#### <http://www.quia.com/pages/yr11spanishfound.html>

#### <http://www.quia.com/pages/yr11spanishhigher.html>

#### <http://www.quia.com/pages/ircserevision.html>

Vocabulary practice exercises

#### [www.bbc.co.uk/bitesize](http://www.bbc.co.uk/bitesize)

Excellent support for all elements of the GCSE exam. Some areas are quite demanding!

#### <http://www.ashcombe.surrey.sch.uk/Curriculum/modlang/>

Good video resources that can support listening skills

#### [www.studyspanish.com](http://www.studyspanish.com)

For a great range of grammar exercises

#### <http://oye.languageskills.co.uk/index.html>

A selection of revision materials cover a range of topics

For online help:

#### [www.wordreference.com](http://www.wordreference.com)

Useful links:

#### [www.uni.edu/becker](http://www.uni.edu/becker)



### Business Studies Revision

#### **Revision Guides:**

BBC GCSE Bitesize Revision ISBN: 0 563 54467 8

CGP GCSE Business Studies The Revision Guide ISBN: 978 1 84146 3094

CGP GCSE Business Studies The Workbook ISBN: 1 84146 306 X

#### **Websites:**

#### [www.businessstudiesonline.co.uk](http://www.businessstudiesonline.co.uk)

#### [www.bbc.co.uk/schools/gcsebitesize/business/](http://www.bbc.co.uk/schools/gcsebitesize/business/)

#### [http://tutor2u.net/revision\\_notes\\_business\\_gcse.htm](http://tutor2u.net/revision_notes_business_gcse.htm)

### Sociology Revision

#### **Revision Guides:**

Collins GCSE Sociology Revision guide ISBN: 978 000 735059 9

CGP GCSE Business and Communication Systems revision guide ISBN: 1 841465224

#### **Websites:**

#### <http://tutor2u.net/sociology/gcse-sociology.html>

#### [http://www.iw-chameleon.co.uk/index\\_a.html](http://www.iw-chameleon.co.uk/index_a.html)



## DT Revision

### Product Design

Students have been loaned a copy of the Lonsdale Revision Guide for Product Design (to be returned on the exam day). If they wish to buy their own school can supply one for £6.99.

### www.kerboodle.com

Students have a username and password for the online resource which they can use to access revision notes, exercises etc...


On 1st March students will be issued with pre-exam material which gives the contact for the design question (Section A). Once this is known we will issue specific information.

### Catering

Students will be issued with revision notes in lessons nearer to the exam date. There is a new revision guide about to be published for the WJEC course. The cost is £7.99 and copies can be ordered if desired.

### Construction – no exam

There are no specific websites for our courses but the BBC Bitesize site can be a useful site for general information.



## Geography Revision

### Revision Guides:

Letts Essentials Revision Guide AQA Specification A is available from the Geography Department and costs £2.75 each (ISBN 978-1-906415-69-3)

### Websites:

BBC - GCSE Bitesize – Geography:

[www.bbc.co.uk/schools/gcsebitesize/geography](http://www.bbc.co.uk/schools/gcsebitesize/geography)

S-cool, the revision website:

[www.s-cool.co.uk](http://www.s-cool.co.uk)

[www.geography.learnontheinternet.co.uk/gcse/revis](http://www.geography.learnontheinternet.co.uk/gcse/revis)

GeoResources - Geography website and revision guide...

[www.georesources.co.uk](http://www.georesources.co.uk)

<http://www.neale-wade.cambs.sch.uk/revision/mindmapper.html>



## History Revision

The History Department provide all the revision materials and support sessions needed. It is important that students attend the revision sessions offered by their teachers.




## R&L Revision

Students can purchase an in-house revision guide for £1.

Students can access the BBC Bitesize revision site but the information on there is very general information rather than specific to the course they study.

### Information about Art & Design and Fine Art

- Year 11 students put up their GCSE exhibition in early May.
- GCSE coursework and externally set assignments are moderated by staff once the exhibition is put up.
- The externally set assignment is the student's main focus from January until the two exam days in late March.
- After the two exam days all students are preparing for their GCSE exhibition.
- All coursework can be improved upon at any point until the exhibition; this includes working in sketchbooks, completing final pieces and mounting work for display.
- Students are encouraged to attend Art Club, both at lunch times and after school.
- GCSE students have priority in the run up to the exams.




### Maths Revision

The Revision Guide we use is Collins' NEW GCSE MATHS (ISBN 978-0-00-734099-6).

There are also companion apps available for this revision guide for apple and android phones.

The best website to use is [www.mymaths.co.uk](http://www.mymaths.co.uk) - all students have personalised passwords and can access targeted homeworks and booster packs.



### Science Revision

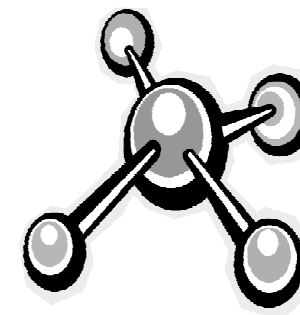
#### **Revision Websites:**

<http://yacapaca.com/>

<http://www.s-cool.co.uk/gcse/chemistry>

A really good website to aid revision. The web link shows Chemistry but is good for Biology and Physics also.

Apps: there is a vast array for iphone/ipad/itouch. If you type in GCSE Science into the apps store, you will have lots to choose from. Perhaps the best is Pearson Education GCSE Science / Additional Science Bitesize. The cost is £1.49.



### Media Studies Revision

The Department will provide a revision book focusing on the two key areas for the exam nearer the final exam.



## PE Revision

1. Edexcel GCSE PE Student Book (ISBN: 978-1-8469-0372-4)
2. Edexcel GCSE PE Short Course\* Student Book (ISBN: 978-1-84690-816-) This is only suitable for those pupils who have Mrs Bean for Theory in Y11
3. Results Plus Revision Edexcel GCSE PE (ISBN: 978-1-84690-588-9)

### **We have provided all pupils with:**

CGP GCSE PE EDEXCEL Specification The Revision Guide (ISBN 9781847623089)

### **Resources in School:**

On the system we have provided in Shared Documents> PE > 2012 GCSE

1. A topic by topic folder containing information power points and worksheets
2. A folder called Revision containing revision advise and a topic by topic breakdown of syllabus content
3. An exam board piece of software ( guidance on how to access revision resources below)

### Pathway to Exam Software:

- Open shared documents
- Click on PE folder
- Double click on PE Edexcel – give it time to load up

#### To find interactive tests

- Click on tab 'Exam zone'
- Then click on 'know zone'
- Then click on 'test yourself'
- Choose Topic
- Use the arrow button to move to the next question
- Read the question carefully then select your answer
- When you have answered all the questions submit your answers



- Use the arrow button to see which questions you got wrong and see the right answer
- Keep doing the test till you get it all right

#### To find examiner advice

- Click on tab Results Plus
- Click on tab activities by type
- Select the topic you want and use various types of advice

#### To find Resources

- Click on tab Find Resources
- Click on tab find resources by topic
- Select the topic you want from unit 1 or 2
- Select the type of resources you want



#### Below is a list of topics for you to refer to:

- Topic 1.1.1: Healthy, active lifestyles and how they could benefit you
- Topic 1.1.2: Influences on your healthy, active lifestyle
- Topic 1.1.3: Exercise and fitness as part of your healthy, active lifestyle
- Topic 1.1.4: Physical activity as part of your healthy, active lifestyle
- Topic 1.1.5: Your personal health and wellbeing
- Topic 1.2.1: Physical activity and your healthy mind and body
- Topic 1.2.2: A healthy, active lifestyle and your cardiovascular system
- Topic 1.2.3: A healthy, active lifestyle and your respiratory system
- Topic 1.2.4: A healthy, active lifestyle and your muscular system
- Topic 1.2.5: A healthy, active lifestyle and your skeletal system



## G.C.S.E. Music Revision

### Revision Booklets:

Miss Parker's 'All New Trendy Rye Hills Music Department Theory Fact File!'

Miss Parker's 'G.C.S.E. Music Listening Support Pack: Go On Get That Grade'

### Using the Internet:

Look up and listen to examples of the 3 Strands on you tube:

#### **Twentieth and Twentieth Century Popular Music**

Blues, Musical Theatre, Rock, Music from 1960, Hip hop/R'n'B, Film Music

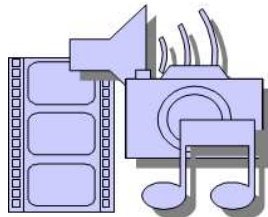
#### **World Music:**

Music of India  
Music of the Caribbean  
Music of Africa

#### **Traditional Music**

Baroque Orchestra  
The Sonata  
The Concerto  
Chamber Music  
Music for Voices

- o **Google key words from the revision booklets to write in definitions**
- o **Google and listen to rhythmic and melodic examples from the revision booklets to aid understanding and revision**
- o **Utilise the AQA G.C.S.E. Music website to look at past papers, mark schemes and examples of student work.**



## Your Mini-Guide to Study Skills

**The secret of making a success of your GCSE courses is simple – make sure you organise yourself so you can keep on top of the work for each subject and have a social life as well.**

**This means following a healthy lifestyle, making sure you are fit and your brain is alert so it can work efficiently and you do not feel sleepy or sluggish when you really need to concentrate, then by using basic study skills you will be able to learn easily and effectively.**

### **How Can I Make Sure I am Fit and Healthy?**

Eat sensibly – avoid fatty foods and try to eat five portions of fresh fruit and vegetables daily.

Drink lots of fresh water – at least two litres a day. Keep a bottle with you at all times it makes your brain work efficiently and keeps you alert.

Avoid caffeine-laden drinks – go for diet versions of popular drinks and do not drink too much tea or coffee.

During a school day or before you sit down to study avoid eating stodgy food – chips and sponge puddings will send you to sleep. Try pasta, wraps and salad they are light and nourishing and will satisfy your appetite.

ALWAYS have breakfast - for example, cereal or a banana will give you a slow release of energy and keep you sustained until lunchtime.

Make sure you exercise regularly, for example, a brisk walk home from school followed by a light snack will prepare you for a work spell of at least two hours which will leave you the rest of the evening free!!

### **How Can I Organise My Time?**

**Remember you manage your time – time does not manage you!**

Organise your time so that you have set times **every day** for study. This means not only fitting in homework and coursework but making time for working through the notes and the exercises you have done in your lessons. It is about making sure you understand and learn your work as you go along. This




means that you do not have to worry when a class test or examination comes along – because all you have to do is revise - make life easy for yourself!!

Decide when you can best work undisturbed in your household then draw up a weekly plan – use your planner to help you - then fit your coursework, homework and study time around planned events and family arrangements. This will ensure you hand all work in on time and that you keep on top of the work for each subject. Try to avoid working for long periods, usually 40 – 50 minutes followed by a short break works well.

### Where Should I Study?

- Make sure you have somewhere quiet to work where you and your books will not be disturbed by anyone else.
- You need a good source of light and plenty of fresh air - don't sit near a window where there could be lots of distractions.



### What Will I Need?

- Gather together highlighters, pens, colours, notepaper and all other study materials *before* you sit down to work.
- Sort out your folders and notes so you have continuous notes and everything is in order. Throw away scrappy pieces of paper. Number the pages in your folders. Make sure your work is neat and clear. Only keep good quality notes – you waste your time keeping sheets “just in case”. Sift out what you need and keep this to a minimum. Your teacher will help you.

### How Can I Have Power Over my Own Learning?

- You can achieve this by making sure you find ways to remember the work you are doing as you go along. This requires particular approaches in class and at home. Learning requires the brain to be active and you must engage it.
- Keep comparing what's new with what you know already – ask yourself what have I learned today?
- Check your understanding with your teacher.
- Keep testing yourself and keep connecting with the exam, ask yourself where does this fit into the syllabus? Find out what kind of questions on this topic have come up in the past.



- When you read text ask yourself “What does this mean?” or “What is this saying?”

### Every day you should look through the work you have done for all subjects. If you know your work you should be able to do some of the following:

- explain it to someone else who does not know this or share your learning with a friend / parent/carer
- Write down the main points again - without looking at your books!
- make a tape of the main points – so you can listen over again
- add images / draw pictures to remind you of the main points
- Use a computer program e.g. Power Point to create slides to show the main points for a topic
- Turn the given material into another format – your own words, a mind map, flow diagram, key word plan, bullet points, story board etc.

### What Happens If I Can't Manage These Things?

There is no short cut to learning. Your brain learns by sorting things out for itself and you need to give it a chance. In class if you don't understand be honest don't pretend that you do – ask the teacher for clarification. Don't think just because you have completed an exercise in class or at home that you have learned something you must check your own understanding.



- Go back to your teacher and ask for further explanation or further resources to help you
- Work with a friend/ parent/carer who can talk things through with you
- Use the support provided at our Homework Club and in the library at lunchtimes
- Access the Internet there are many useful sites for you to use – most GCSE courses are covered by the BBC site and general questions can be posed to many search engines such as Google and Ask.com

### How Do I Learn Best? What is My Learning Style?

We all learn in different ways. Some people are very good at listening to information and can recall it easily – they are **auditory** learners. Others like to see pictures, for instance they can remember every detail of a film or video and they are **visual** learners. Others need to have hands on experience they could perform an experiment or cook a meal and would be able to repeat it exactly sometime later – they are **kinaesthetic** learners. Most of us learn by a combination of these methods, but we need to identify our predominant style of learning so we can help ourselves study. This means, for example, if we are

given information in class which is a set of notes written in paragraphs, we can perhaps add pictures to it to help us remember the main points or we could change it into a set of bullet points. This means that you have power over your learning and you can create and practice your own methods to help you learn best. Here are some examples of ways in which you can turn given material into another format:

Mnemonics, Key Word Plan, Bullet Points, Tree Diagrams, Memory Cards, Audio Tapes Split Notes, Mind Maps, Power Point Slides, Annotated Text, Pictures/Cartoons, Highlights etc...

### Learn to Make Good Quality Notes

You need good quality notes to revise from. Make sure you have the minimum amount; too many notes will not only confuse you but will waste your time. The following pointers will help you:



- Force yourself NOT to copy – use your own words then you will learn
- Cut down reading time – **scan** text for the **relevant** bits and **skim** text for the **key points**
- Write down information using the fewest possible words
- Use sketches, diagrams, cartoons and symbols instead of words
- Use colours
- Get into the habit of highlighting notes in your exercise books or files – even in textbooks if you own them
- Make notes on the work you are covering, even if your teacher does not ask you to – write a summary

### Help Your Memory

- As you approach an exam summarise the summaries you have already made
- Accept the importance of revisiting previous learning – go over the hardest areas leave the easy things
- Use physical memory methods – put key points on cards place them around the room and walk around
- Listen to the sound of your own voice to aid memory – speak out aloud, make tape recordings
- Use mnemonics, number words, recordings, listings, post-it notes
- Make the most of peripheral learning – put key points on large paper and stick them around the house



For each subject you take make sure you know the syllabus and the requirements of the exam, always check what you are doing against the 'Big Picture' – have a clear idea of what you have done and what you have got to do. This avoids wasting time on areas of study that are not important.